

AI 10.012. Accelerometer

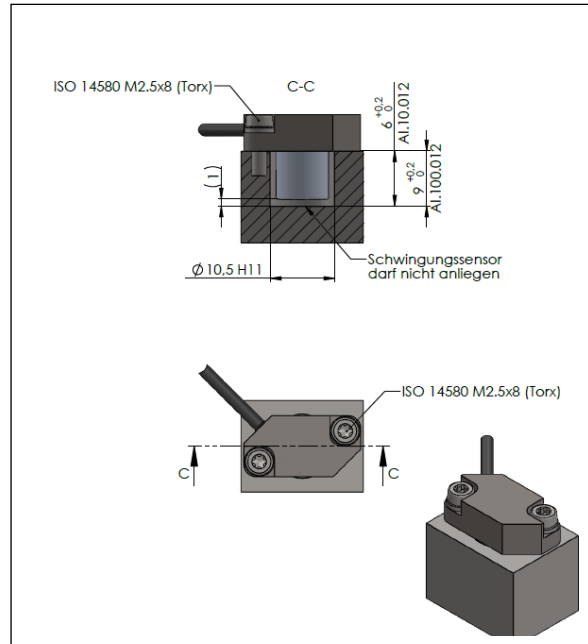
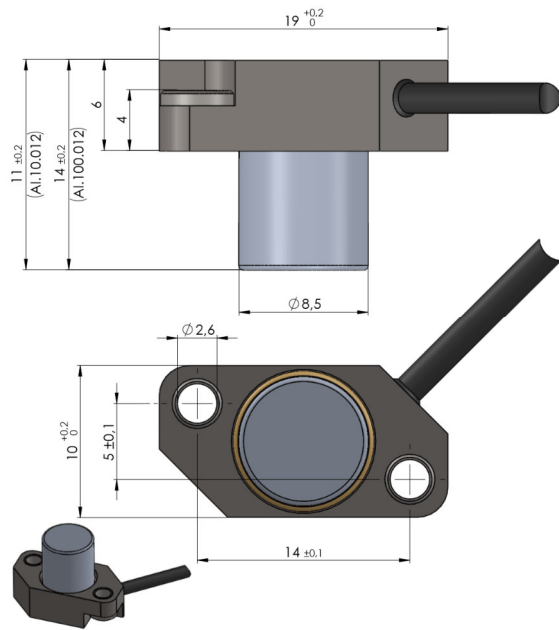


- accelerometer for vibration and roller bearing condition measurements
- heavy duty design for use in harsh environments, such as in contact with cooling liquid
- integral cable for protection against moisture
- PUR cable isolation
- stainless steel / PVC housing

Specifications:

Sensor Type	piezoelectric accelerometer (PZT/Shear)
Sensitivity	10 mV/g +/-10%
Resolution	0,003 g
Acceleration Range	max.100 g
Shock Limit	max 5000 g
Frequency Range	0,5 - 10.000 Hz +/-3 dB (5.000 - 50.000 Hz for Bearing Condition)
Resonant Frequency, Mounted	> 25 kHz
Power Requirements	constant current 2 -10 mA; +18 to 28 V DC (ICP™)
Temperature Range	-40...+80°C
Housing Material	PVC-C / Stainless Steel
Dimensions	see drawing
Mounting	with 2 M2.5 screws fastening torque 0.5 Nm (V2A-screws) fastening torque 0.7 Nm (Titanium-screws)
Weight	approx. 12 gramms (excluding cable)
Shipping Weight	approx. 50 gramms (with 3 m cable)
Cable	shielded 2 wire, PUR jacketed, wire size 0,09 mm ² outer diameter: approx. 2.7 mm white: signal; brown: ground; shield isolated from sensor housing
Standard Cable Length	approx. 3 meters: AI10.012.030 other lengths on request

Dimensions:

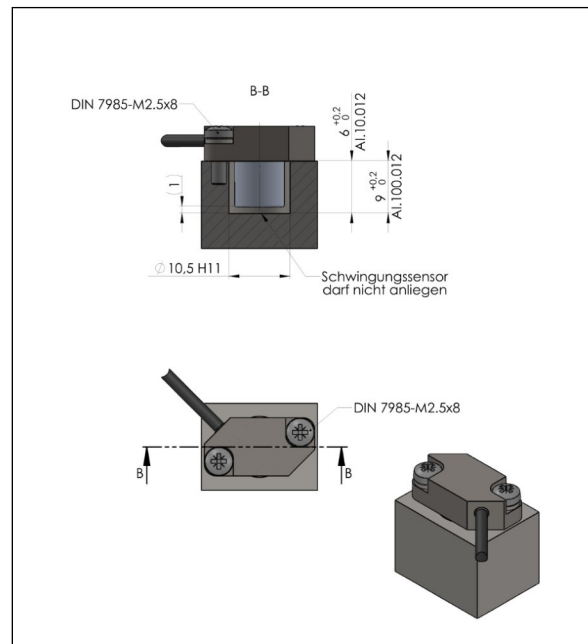
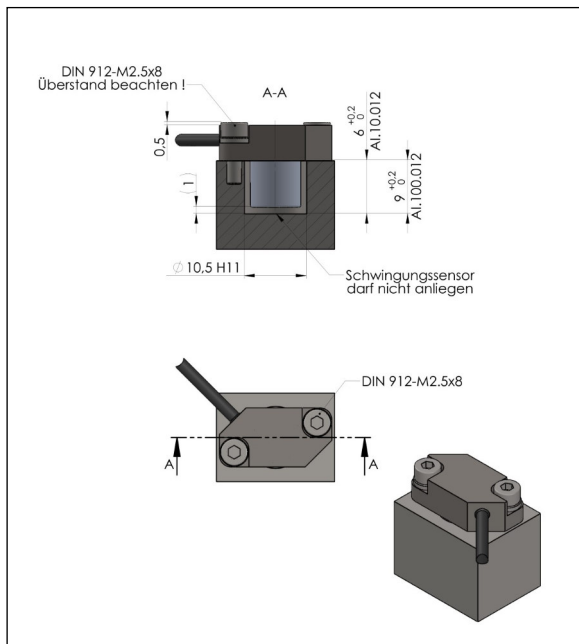


Recommended Mounting Arrangement:
mounting with screws DIN 912-M2.5x8:

(cylindric part of sensor must not touch machine housing)
(note height / projection of screw head)

mounting with screws ISO 14580 (Torx)
or DIN 7985-M2.5x8:

(cylindric part of sensor must not touch machine housing)



Cable Colours:

- White: Signal
- Brown: Ground
- Shield: Open On Sensor Side

IBIS GmbH		
Werner-von-Siemens-Str. 21	Tel: (0)6157-949-370	www.ibis-gmbh.de info@ibis-gmbh.de
64319 Pfungstadt	Fax: (0)6157-949-100	